




Dell PowerVault Windows NAS Systems — Information Update

Upgrading The NAS Operating System


 **CAUTION:** The upgrade is **NOT** a data-in-place upgrade. To avoid data loss you must take a backup of any internal disk drives or data on external storage arrays before proceeding with the upgrade.

 **NOTE:** Ensure that the latest BIOS version is installed on your NAS system. You can download the latest BIOS version from dell.com/support.

 **NOTE:** This document is relevant only to the Dell PowerVault NX400, NX3200, and NX3300 NAS systems.

To upgrade the operating system of your Dell PowerVault Windows NAS Systems from Windows Storage Server 2008 R2 to Windows Storage Server 2012:

- 1 Backup any internal disk drives or data on external storage arrays.
- 2 If applicable, connect the external USB DVD drive to your NAS system.
- 3 Insert your Dell PowerVault NAS Operating System 2012 resource media into your NAS system.
- 4 Turn off your NAS system.
- 5 Restart your NAS system and ensure that you NAS system boots from the resource media.

 **NOTE:** Your NAS system boots from the resource media by default. You may need to access the BIOS of your NAS system and change the boot order so that the NAS system boots from the resource media.

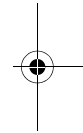
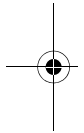
The operating system reinstallation begins and proceeds without any user intervention if no errors are encountered. This process takes around 30 to 45 minutes to complete. Errors encountered are flagged on the front panel LCD of your device. To resolve issues, see the *Dell PowerVault Network Attached Storage (NAS) Systems Troubleshooting Guide* at dell.com/support/manuals.



0V8X9FA00



- 6 After the operating system is upgraded to Windows Storage Server 2012, follow the initial configuration steps mentioned in the *Dell PowerVault Network Attached Storage (NAS) Systems Running Windows Storage Server 2012 Administrator's Guide* at dell.com/support/manuals.



© 2013 Dell Inc.

Trademarks used in this text: Dell™, the DELL logo, and PowerVault™ are trademarks of Dell Inc. Other trademarks and trade names may be used in this document to refer to either the entities claiming the marks and names or their products. Dell Inc. disclaims any proprietary interest in trademarks and trade names other than its own.

2013 - 03

